

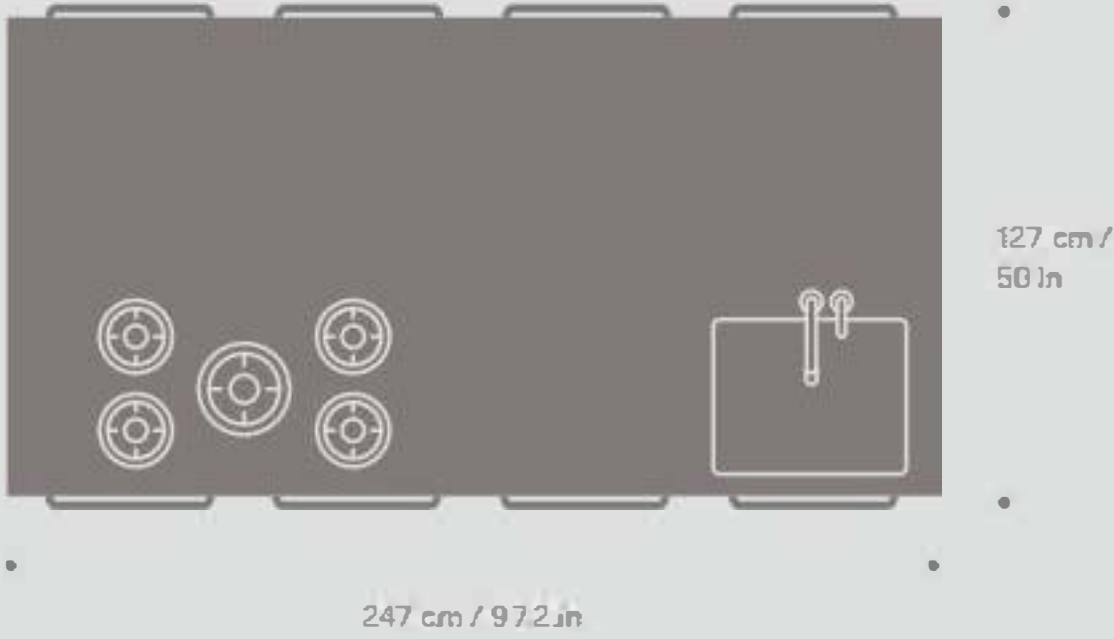
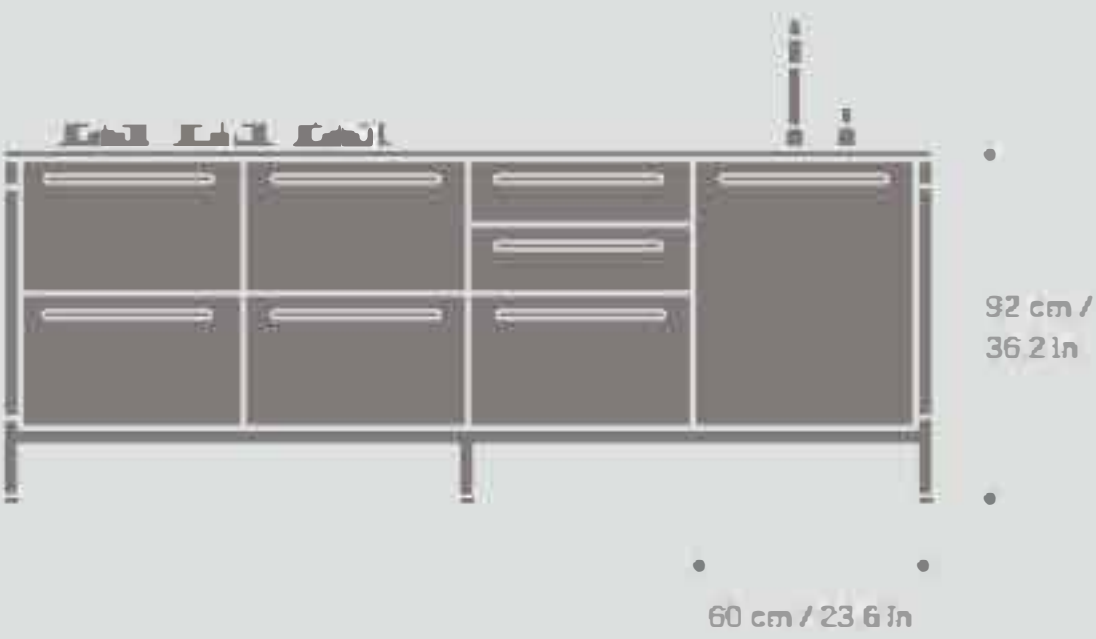
KITCHEN

INDEX

Since 1939, every new Vipp product has been born from the same dream; to manufacture long-lasting tools for everyday life. Our kitchen system is no different. Envisioned to be used every day for a lifetime, our kitchen is stripped of fading trends and filled with carefully considered and highly engineered details. It is straightforward. Four types of modules; island, island with seating, tall and wall modules can be built with predefined units of your choice. It is like playing with building blocks. No compromise with materials, no fuss. Just function.



ISLAND MODULE




UNIT RANGE

Compose your kitchen island of 3-10 units on each side.*
Dimensions: H 92 cm / 36.2 in, D 127 cm / 50 in, Unit width 60 cm / 23.6 in, Frame 3.5 cm / 1.4 in on each side.



Sink w. stainless steel tap



Cabinet



Two drawers



Three drawers



Dishdrawer




Wine cooler



Four drawers w. large induction



Two drawers w. small induction



Two cabinets w. large induction w. downdraft



Four drawers w. five gas hobs



Two drawers w. three gas hobs



Oven



Microwave and warming drawer



Steam oven and warming drawer

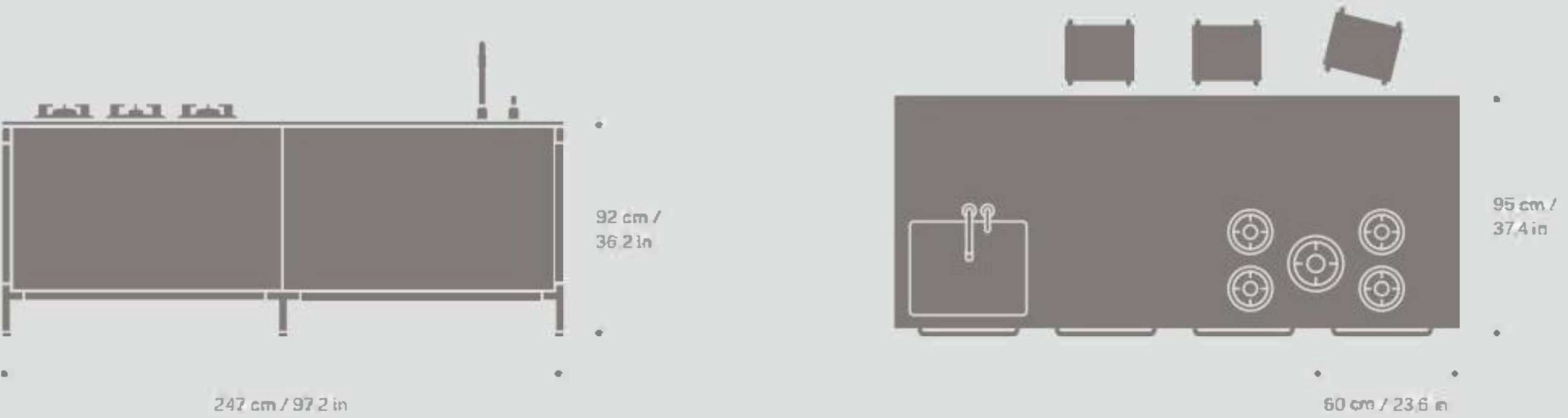


Open-end rack

*Additional units may be available in your region.



ISLAND W. SEATING MODULE




UNIT RANGE

Compose your kitchen island w. seating of 3-10 units.*
Dimensions: H 92 cm / 36.2 in, D 95 cm / 37.4 in, Unit width 60 cm / 23.6 in, Frame 3.5 cm / 1.4 in on each side.



Sink w.
stainless
steel tap



Cabinet



Two
drawers



Three
drawers



Dishdrawer



Wine cooler



Four drawers w.
large induction



Two drawers
w. small
induction



Two cabinets w.
large induction w.
downdraft



Four drawers w.
five gas hobs



Two drawers
w. three gas
hobs




Oven



Microwave
and warming
drawer



Steam oven
and warming
drawer

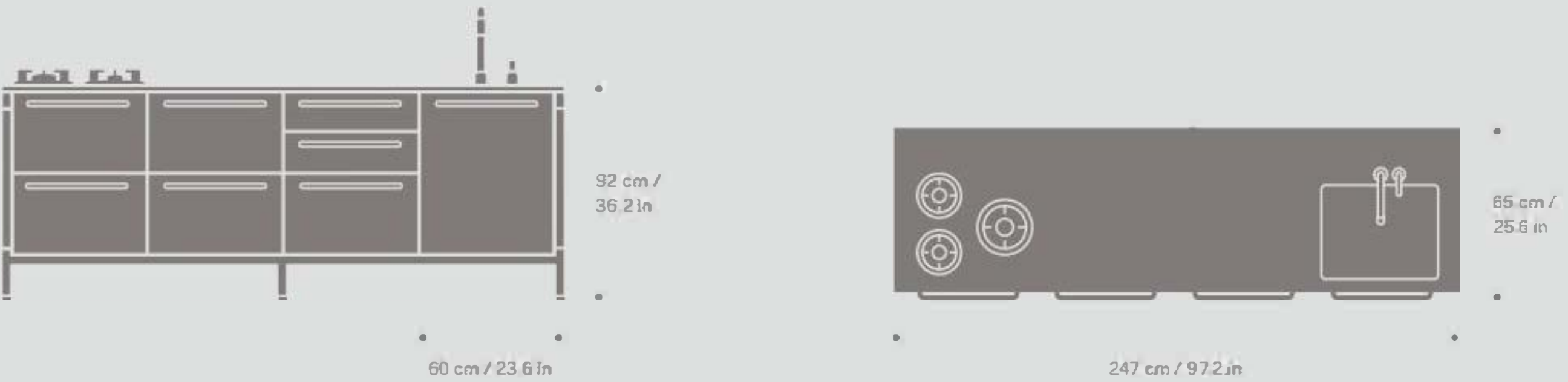


Open-end
rack

*Additional units may be available in your region.



WALL MODULE



UNIT RANGE

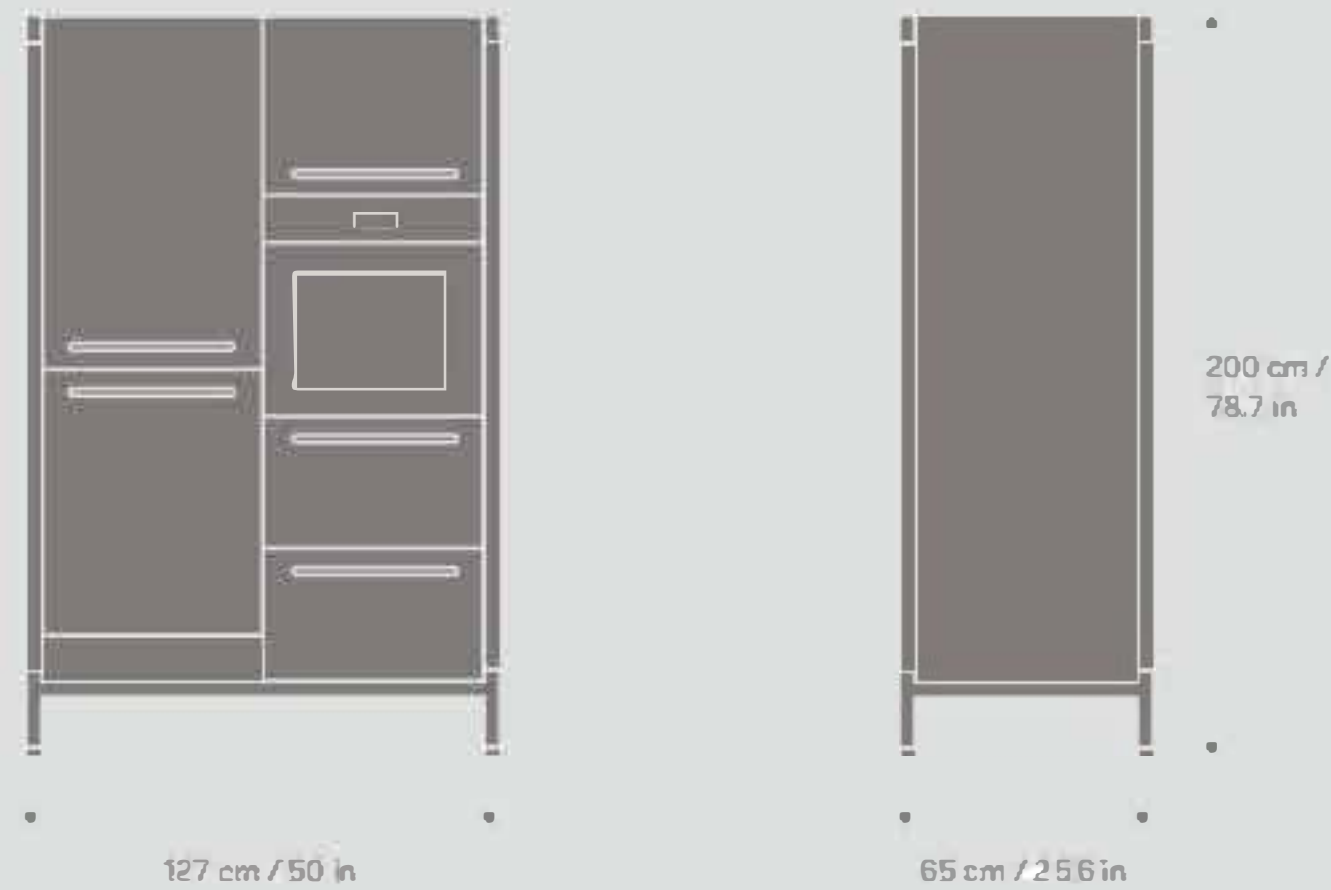
Compose your wall module of 1-10 units.*
Dimensions: H 92 cm / 36.2 in, D 65 cm / 25.6 in, Unit width 60 cm / 23.6 in, Frame 3.5 cm / 1.4 in on each side.



*Additional units may be available in your region.

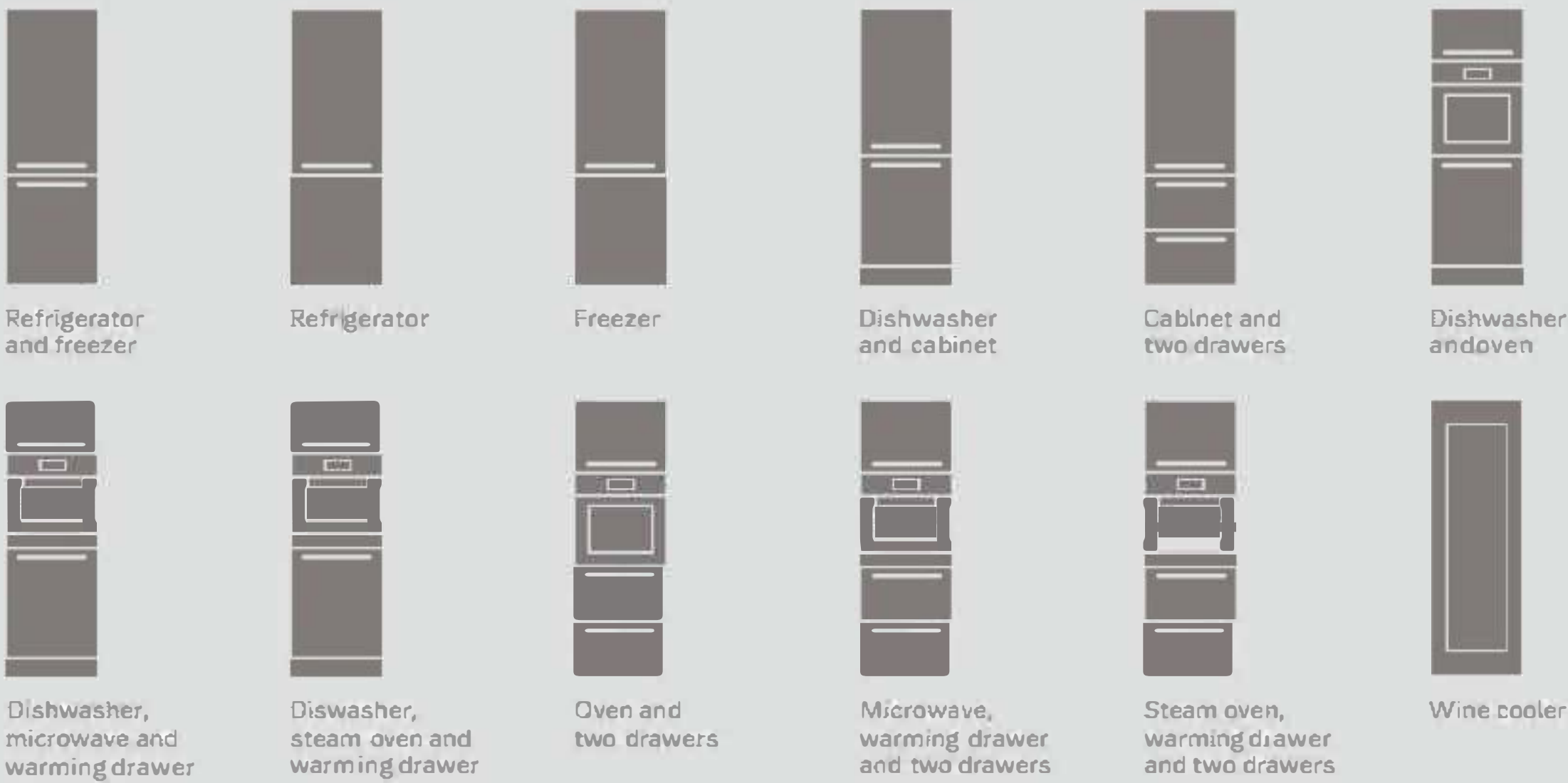


TALL MODULE



UNIT RANGE

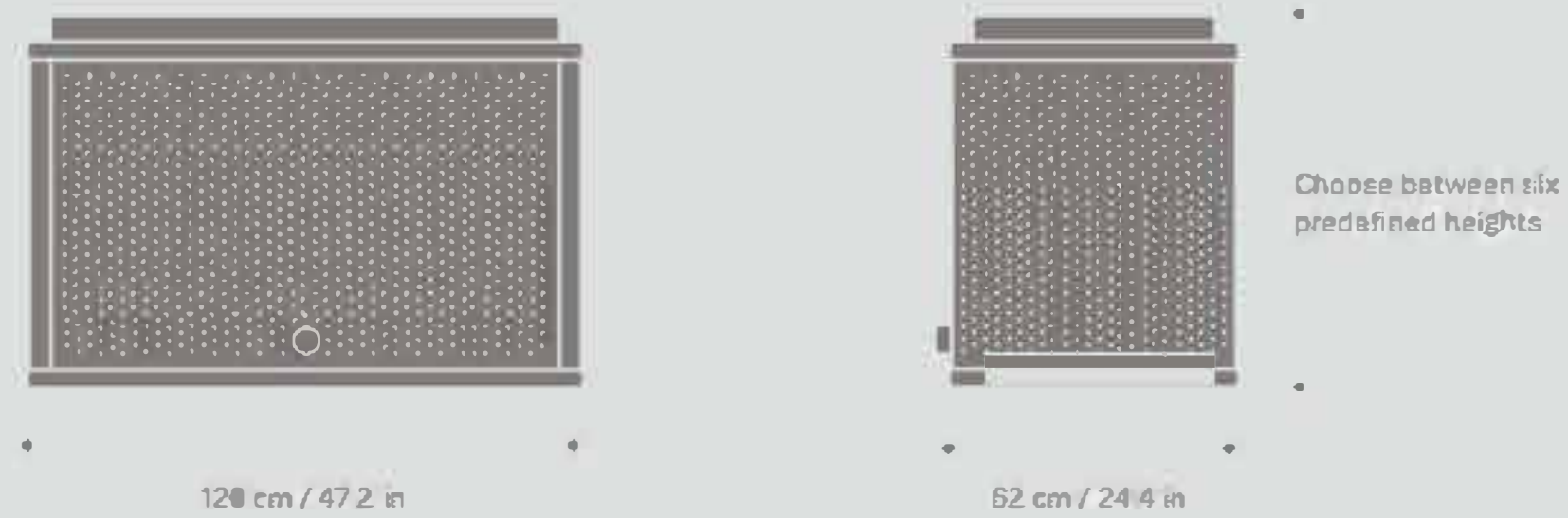
Compose your tall module of 1-10 units.*
Dimensions: H 200 cm / 78.7 in, D 65 cm / 25.6 in, Unit width 60 cm / 23.6 in, Frame 3.5 cm / 1.4 in on each side.



*Additional units may be available in your region.



COOKING HOOD



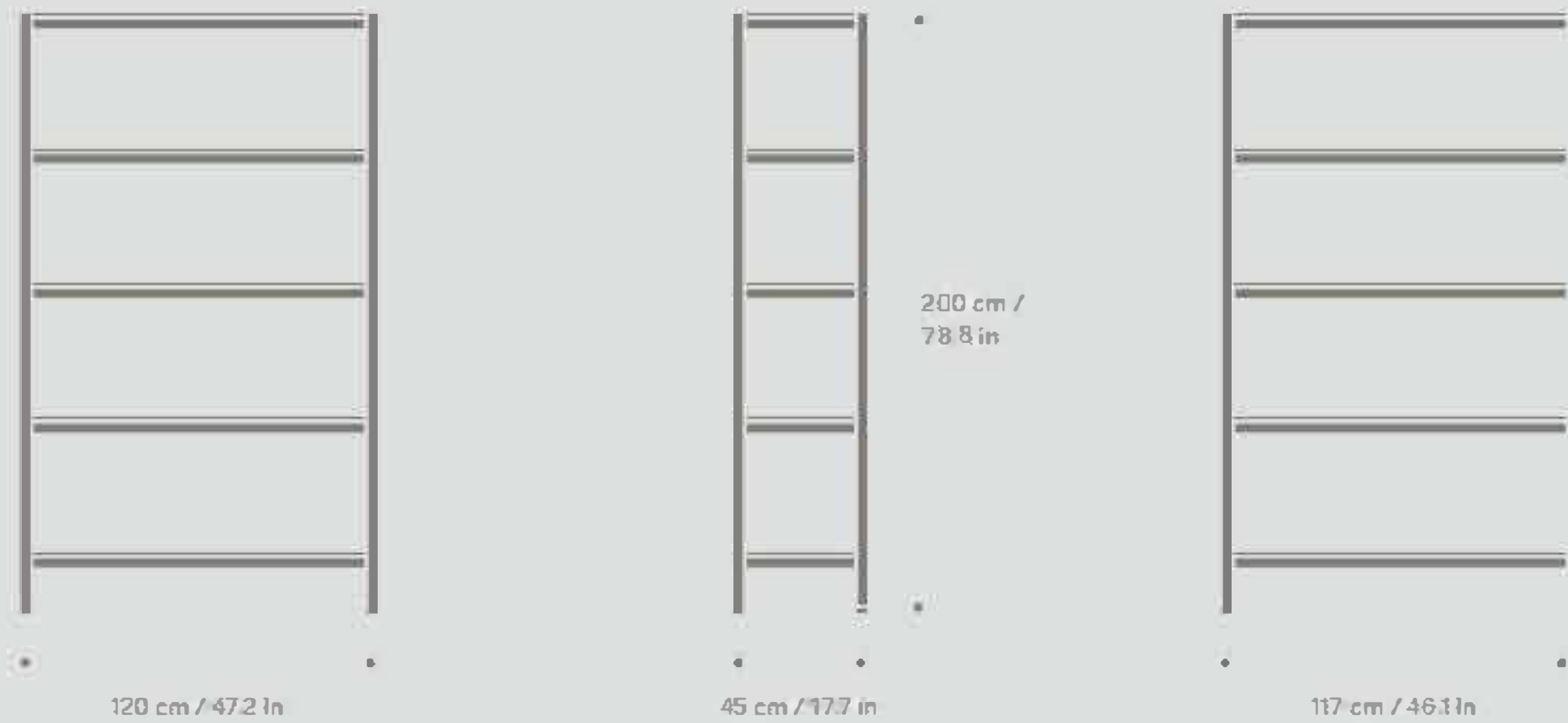
UNIT RANGE

The Vipp cooking hood features an embossed, powder-coated aluminium surface and details in stainless steel, such as the power indicator knob. The cooking hood exists in four versions: a ceiling-mounted version above island modules adapted for recirculation or duct and a wall-mounted version over the wall module adapted for recirculation or duct.

Dimensions: Choose a predefined height of your cooking hood: H 60, 80, 100, 120, 150, 170 cm / 23.6, 31.5, 39.4, 47.2, 59, 66.9 in. W 120cm / 47.2, D 62 cm / 24.4 in.



RACK, TALL / RACK EXTENSION, TALL



Compose your own rack system by adding extensions to the tall rack.
Dimensions: H 200 cm / 78.8 in, D 45 cm / 17.7 in, W 120 cm / 47.2 in, each extension adds 117 cm / 46.1 in to width.

RACK, LOW / RACK EXTENSION, LOW



Compose your own rack system by adding extensions to the low rack.
Dimensions: H 91.8 cm / 36.1 in, D 45 cm / 17.7 in, W 120 cm / 47.2 in, each extension adds 117 cm / 46.1 in to width





THE VIPP KITCHEN IN BLACK As the original colour option, this is a statement choice.



THE VIPP KITCHEN IN GREY. Go for grey powder-coated kitchen modules for a light appearance.







THE VIPP KITCHEN IN WHITE. As a definitive expression, white unit ranges are available.



SINK AND KITCHEN TAP For an uninterrupted expression the stainless steel table top features an integrated sink and Vipp kitchen tap in stainless steel.



RAISED ON LEGS Inspired by furniture, the Vipp kitchen is raised on legs, adding extra functionality with easy access to cleaning. Set screws in stainless steel let you adapt the kitchen to uneven floors.



HANDLES Are mounted on front extrusions and feature a soft interior silicone profile; a design detail securing a firm grasp.



FRAME AND WORKTOP The corners of the stainless steel worktop and powder-coated aluminium frame are rounded for a soft take on industrial materials. The solid, one-piece, stainless steel table top is 4 mm thick and floats above the kitchen cabinet to add a light expression to a heavyweight material.



ISLAND W. SEATING Opting for an island w. seating gives you 30 cm / 11.8 in of legroom. The powder-coated frame extends under the bar where a steel plate covers the kitchen cabinet. The counter stool is also Vipp.



DRAWERS Careful detailing adds extra function to the drawers of the Vipp kitchen. The sides of all drawers are fitted with silicone profiles to protect delicate items.



CUTLERY INSERT The shallow top drawer is equipped with a dishwasher-proof cutlery insert.



UTENSILS AND KNIFE INSERT The second shallow drawer is fitted with an insert tailored to kitchen utensils including knives.



CANISTER INSERT A storage solution for dry foods comes in the form of an insert with sixteen holes tailored to fit the two-sized Vipp canisters.



CANISTERS Made in 1.5 mm glass, the canisters are fitted with a transparent rubber ring for a proper seal to give the contents a long shelf life. The canisters come in two sizes, 0.9 ml or 1.7 ml and can be bought individually.



CAREFULLY CONSIDERED DETAILS Store away your dishwashing brush under the sink until next use. The inside of the kitchen cabinet door features a rack, a hook and a tray for excess water.



POWER OUTLET The integrated power outlet adds flexibility when cooking in the kitchen. The power outlet is available in a broad variety of international versions.



FRONTS The fronts of the Vipp kitchen are made from powder-coated steel, which is highly durable and resistant to daily wear and tear.



SECTION INSERT Larger drawers are fitted with a non-slip removable mat. In the unit with two large drawers, one features a cross to create four smaller storage sections.



WINE COOLER Add an extra function to your tall module with an integrated wine cooling unit.



INDUCTION Opt for an induction solution integrated into the steel worktop.



GAS Choose between three or five gas hobs floating seamlessly on the worktop next to gas knobs designed by Vipp.



DOWNDRAFT The induction hob with two cooking areas and a centrally positioned ventilation hood is also available.



SHELVES A U-shaped aluminium shelf offers two levels of storage for the ready-to-grab items.



VIPP17 PEDAL BIN A bestseller for the kitchen, the largest of the five sizes of bins holds 30 litres / 8 gal of rubbish and comes with customised bin liners.